

Rectangular Multi-connector

Connecting Tube: 10, 20

Series *KDM*

Multi-connector is effective in saving labor for separate transportation of the panel and the machine and for exchanging units due to failure.

Substantial reduction in mounting space


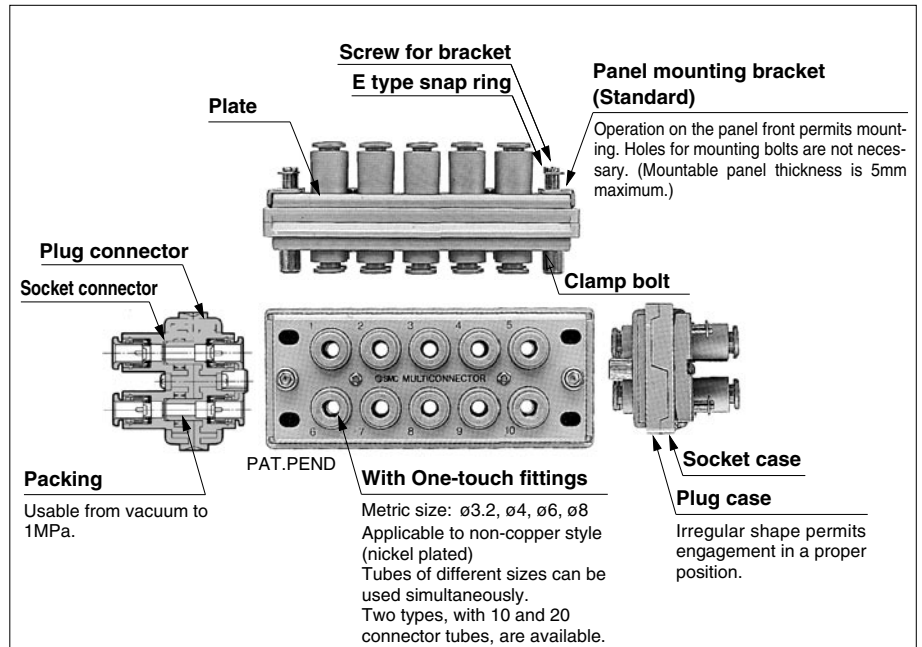
In comparison with a model requiring many union joints for panels and partitions, this model needs only a small space.

One-touch connection/disconnection of connector

Multiple pipes can be connected/disconnected in one-touch operation without connection error. Thus man-hours for connection/disconnection is cut down substantially.

One-touch tube connection

One-touch fittings substantially cuts down man-hours for piping.



Model

No. of connecting tubes	Tube O.D.	Part No.	Weight	Colour of release button
10	$\phi 3.2$	KDM10-23	300g	Blue
	$\phi 4$	KDM10-04		
	$\phi 6$	KDM10-06	520g	
	$\phi 8$	KDM10-08		
20	$\phi 3.2$	KDM20-23	520g	
	$\phi 4$	KDM20-04		
	$\phi 6$	KDM20-06	950g	
	$\phi 8$	KDM20-08		

Applicable Tubing

Tube material	Nylon, Soft nylon, Polyurethane
Tube O.D.	$\phi 3.2$, $\phi 4$, $\phi 6$, $\phi 8$

Specifications

Operating fluid	Air
Max.operating pressure	1.0MPa
Max.operating vacuum pressure	-100kPa
Proof pressure	1.5MPa
Ambient and fluid temperature	-5 to 60°C (No freezing)

Series KDM

Component Materials

Plug case, Socket case		Polyacetal (POM)
Plate, Bracket		SPCC Plated
Plug connector, Socket connector	Body	PBT, C3604BD Electroless nickel plated (ø8)
	Chuck	SUS304
	Guide	Stainless steel (SUS304), C3604BD Electroless nickel plated, POM (ø8)
	Collet, Release button	Polyacetal (POM)
	Packing	NBR
Clamp bolt, Screw for bracket, Cross-recessed head machine screw		SWRM, Nickel plated
E type snap ring		Stainless steel (SUS304)

Part Numbers

No. of connecting tubes	Tube O.D.	Part No.		Colour of release button
		Plug	Socket	
10	ø3.2	KDM10P-23	KDM10S-23	Blue
	ø4	KDM10P-04	KDM10S-04	
	ø6	KDM10P-06	KDM10S-06	
	ø8	KDM10P-08	KDM10S-08	
20	ø3.2	KDM20P-23	KDM20S-23	
	ø4	KDM20P-04	KDM20S-04	
	ø6	KDM20P-06	KDM20S-06	
	ø8	KDM20P-08	KDM20S-08	

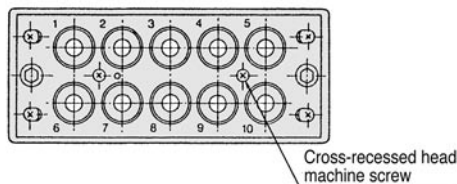
Mixed Sizes of Plug Connectors and Socket Connectors

The rectangular multi-connector permits connector exchange in any desired position, thus allowing use of different sizes of tubes.

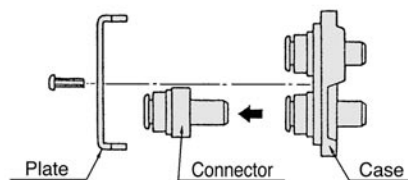
Part Numbers

Connector	Tube O.D.	Part No.	Colour of release button
Plug connector	ø3.2	KDMP-23	Blue
	ø4	KDMP-04	
	ø6	KDMP-06	
	ø8	KDMP-08	
Socket connector (With packing)	ø3.2	KDMS-23	
	ø4	KDMS-04	
	ø6	KDMS-06	
	ø8	KDMS-08	

- ① Loosen the cross-recessed head machine screw using a Phillips screwdriver to remove the plate from the case.



- ② After exchanging connectors in desired places, fix the plate with a Phillips screwdriver to the case.

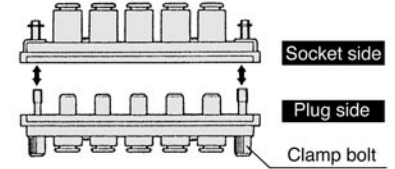


How to Use

⚠ Caution

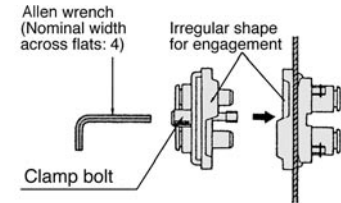
Separation

Loosen the clamp bolt to separate the plug side from the socket side.



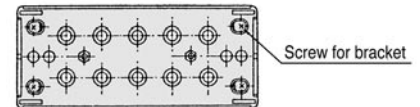
Connection

Put together the irregular faces for engagement and connect the plug case to the socket. After tightening the clamp bolt by hand, tighten it further with allen wrench (nominal width across flats: 4).

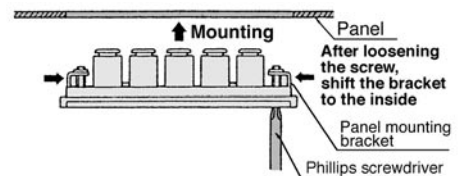


Panel mounting

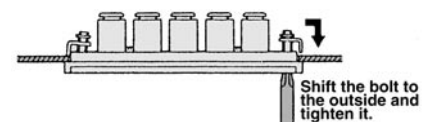
- ① Loosen (4) screws for bracket on the socket side using a Phillips screwdriver (JIS nominal No.2) until the bracket touches the stop ring.



- ② Shift the panel mounting bracket to the inside (Move the screw for bracket in the longitudinal direction of the slot) and put the connector in the panel mounting hole. (Panel mounting hole: See Dimensions.)



- ③ After shifting the bolt for bracket to the outside, tighten the bolt with a Phillips screwdriver to fix the socket case.

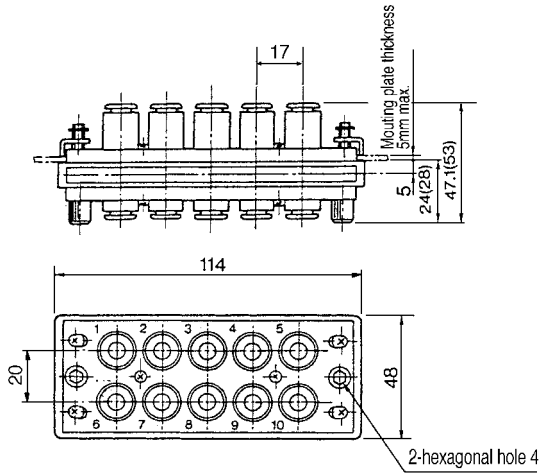


- ④ Loosen the screw for bracket until the bracket touches the stop ring and shift the bracket to the inside to remove the connector from the panel.




Dimensions

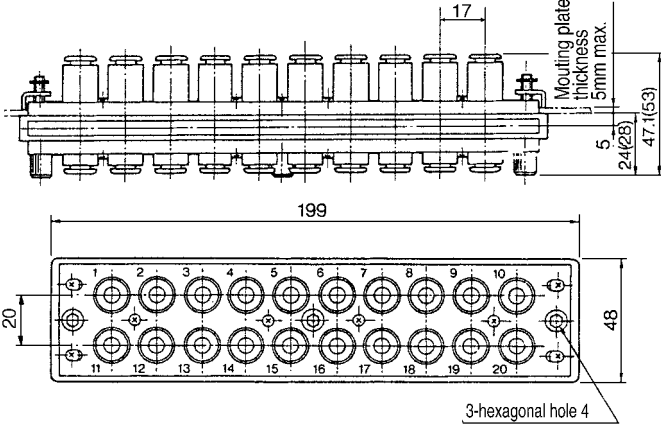
KDM10



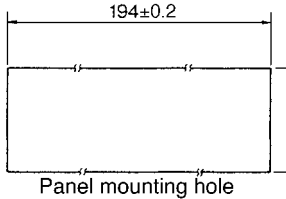
() : Dimensions for KDM10-08



KDM20



() : Dimensions for KDM20-08



Made to Order

Contact SMC for detailed specifications, dimensions and delivery.

■Mixed tube sizes

Mixed tube size manifolds are available to meet your individual requirements. Consult your SMC sales representative for availability.

■Other tube sizes

Tube size (O.D.)	Number of tubes	Part No.
ø10	6	IN-254-52
ø12	6	IN-254-53