

# Ponteiras

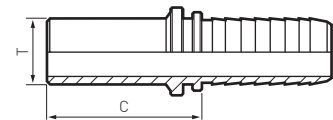
Catálogo para a Indústria de Moldes

HM032-01 | 1ª Edição | Agosto 2018

## Tubulares | Ponteiras Hidráulicas



### 26.1080 | Ponteira Tubular Direita



Código	Descrição	Tubo		Dimensões (mm)	
		in	mm	T	C
26.1080.0104	PONT. TUBULAR 04 T-1/8"	1/8"	03,18	04	26
26.1080.0106	PONT. TUBULAR 06 T-1/8"	1/8"	03,18	06	26
26.1080.0108	PONT. TUBULAR 08 T-1/8"	1/8"	03,18	08	26
26.1080.0304	PONT. TUBULAR 04 T-3/16"	3/16"	04,76	04	28
26.1080.0306	PONT. TUBULAR 06 T-3/16"	3/16"	04,76	06	30
26.1080.0308	PONT. TUBULAR 08 T-3/16"	3/16"	04,76	08	29
26.1080.0404	PONT. TUBULAR 04 T-1/4"	1/4"	06,35	04	30
26.1080.0406	PONT. TUBULAR 06 T-1/4"	1/4"	06,35	06	32
26.1080.0408	PONT. TUBULAR 08 T-1/4"	1/4"	06,35	08	30
26.1080.0410	PONT. TUBULAR 10 T-1/4"	1/4"	06,35	10	33
26.1080.0412	PONT. TUBULAR 12 T-1/4"	1/4"	06,35	12	30
26.1080.0508	PONT. TUBULAR 08 T-5/16"	5/16"	07,94	08	31
26.1080.0510	PONT. TUBULAR 10 T-5/16"	5/16"	07,94	10	31
26.1080.0512	PONT. TUBULAR 12 T-5/16"	5/16"	07,94	12	33
26.1080.0610	PONT. TUBULAR 10 T-3/8"	3/8"	09,52	10	33
26.1080.0612	PONT. TUBULAR 12 T-3/8"	3/8"	09,52	12	32
26.1080.0614	PONT. TUBULAR 14 T-3/8"	3/8"	09,52	14	37
26.1080.0615	PONT. TUBULAR 15 T-3/8"	3/8"	09,52	15	32
26.1080.0616	PONT. TUBULAR 16 T-3/8"	3/8"	09,52	16	32
26.1080.0812	PONT. TUBULAR 12 T-1/2"	1/2"	12,70	12	36
26.1080.0814	PONT. TUBULAR 14 T-1/2"	1/2"	12,70	14	39
26.1080.0815	PONT. TUBULAR 15 T-1/2"	1/2"	12,70	15	34
26.1080.0816	PONT. TUBULAR 16 T-1/2"	1/2"	12,70	16	39
26.1080.0818	PONT. TUBULAR 18 T-1/2"	1/2"	12,70	18	35
26.1080.0820	PONT. TUBULAR 20 T-1/2"	1/2"	12,70	20	45
26.1080.1016	PONT. TUBULAR 16 T 5/8"	5/8"	15,88	16	35

# Ponteiras

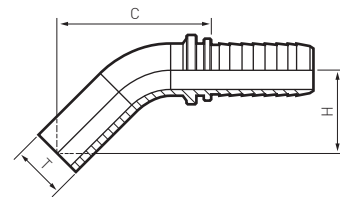
Catálogo para a Indústria de Moldes

HM032-01 | 1ª Edição | Agosto 2018

## Tubulares | Ponteiras Hidráulicas

Código	Descrição	Tubo		Dimensões (mm)	
		in	mm	T	C
26.1080.1018	PONT. TUBULAR 18 T-5/8"	5/8"	15,88	18	35
26.1080.1020	PONT. TUBULAR 20 T-5/8"	5/8"	15,88	20	45
26.1080.1022	PONT. TUBULAR 22 T-5/8"	5/8"	15,88	22	33
26.1080.1218	PONT. TUBULAR 18 T-3/4"	3/4"	19,05	18	37
26.1080.1220	PONT. TUBULAR 20 T-3/4"	3/4"	19,05	20	46
26.1080.1222	PONT. TUBULAR 22 T-3/4"	3/4"	19,05	22	38
26.1080.1225	PONT. TUBULAR 25 T-3/4"	3/4"	19,05	25	49
26.1080.1625	PONT. TUBULAR 25 T-1"	1"	25,40	25	51
26.1080.1628	PONT. TUBULAR 28 T-1"	1"	25,40	28	41
26.1080.1630	PONT. TUBULAR 30 T-1"	1"	25,40	30	54

## 26.1081 | Ponteira Tubular a 45°



Código	Descrição	Tubo		Dimensões (mm)		
		in	mm	T	H	C
26.1081.0106	PONT. TUBULAR 45° 06 T-1/8"	1/8"	03,18	06	16,5	35
26.1081.0306	PONT. TUBULAR 45° 06 T-3/16"	3/16"	04,76	06	26	33
26.1081.0308	PONT. TUBULAR 45° 08 T-3/16"	3/16"	04,76	08	26	38
26.1081.0404	PONT. TUBULAR 45° 04 T-1/4"	1/4"	06,35	04	-	-
26.1081.0406	PONT. TUBULAR 45° 06 T-1/4"	1/4"	06,35	06	24	41
26.1081.0408	PONT. TUBULAR 45° 08 T-1/4"	1/4"	06,35	08	25	43
26.1081.0410	PONT. TUBULAR 45° 10 T-1/4"	1/4"	06,35	10	30	47
26.1081.0412	PONT. TUBULAR 45° 12 T-1/4"	1/4"	06,35	12	30	47
26.1081.0510	PONT. TUBULAR 45° 10 T-5/16"	5/16"	07,94	10	30	49
26.1081.0512	PONT. TUBULAR 45° 12 T-5/16"	5/16"	07,94	12	32	53
26.1081.0610	PONT. TUBULAR 45° 10 T-3/8"	3/8"	09,53	10	33	50
26.1081.0612	PONT. TUBULAR 45° 12 T-3/8"	3/8"	09,53	12	33	52
26.1081.0614	PONT. TUBULAR 45° 14 T-3/8"	3/8"	09,53	14	36	53
26.1081.0615	PONT. TUBULAR 45° 15 T-3/8"	3/8"	09,53	15	38	54
26.1081.0812	PONT. TUBULAR 45° 12 T-1/2"	1/2"	12,70	12	30	57
26.1081.0814	PONT. TUBULAR 45° 14 T-1/2"	1/2"	12,70	14	39	56
26.1081.0815	PONT. TUBULAR 45° 15 T-1/2"	1/2"	12,70	15	37	46
26.1081.0816	PONT. TUBULAR 45° 16 T-1/2"	1/2"	12,70	16	40	57
26.1081.0818	PONT. TUBULAR 45° 18 T-1/2"	1/2"	12,70	18	32	61
26.1081.1018	PONT. TUBULAR 45° 18 T-5/8"	5/8"	15,88	18	32	61
26.1081.1020	PONT. TUBULAR 45° 20 T-5/8"	5/8"	15,88	20	34	62
26.1081.1022	PONT. TUBULAR 45° 22 T-5/8"	5/8"	15,88	22	35	68
26.1081.1220	PONT. TUBULAR 45° 20 T-3/4"	3/4"	19,05	20	35	68
26.1081.1222	PONT. TUBULAR 45° 22 T-3/4"	3/4"	19,05	22	35	68

# Ponteiras

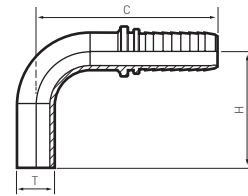
Catálogo para a Indústria de Moldes

HM032-01 | 1ª Edição | Agosto 2018

## Tubulares | Ponteiras Hidráulicas

Código	Descrição	Tubo		Dimensões (mm)		
		in	mm	T	H	C
26.1081.1225	PONT. TUBULAR 45° 25 T-3/4"	3/4"	19,05	25	39	75
26.1081.1625	PONT. TUBULAR 45° 25 T-1"	1"	25,40	25	39	74
26.1081.1628	PONT. TUBULAR 45° 28 T-1"	1"	25,40	28	49	87
26.1081.1630	PONT. TUBULAR 45° 30 T-1"	1"	25,40	30	43	84

## 26.1082 | Ponteira Tubular a 90°



Código	Descrição	Tubo		Dimensões (mm)		
		in	mm	T	H	C
26.1082.0106	PONT. TUBULAR 90° 06 T-1/8"	1/8"	03,18	06,00	26,00	20,00
26.1082.0306	PONT. TUBULAR 90° 06 T-3/16"	3/16"	04,76	06,00	37,00	24,00
26.1082.0308	PONT. TUBULAR 90° 08 T-3/16"	3/16"	04,76	08,00	39,00	24,00
26.1082.0406	PONT. TUBULAR 90° 06 T-1/4"	1/4"	06,35	06,00	32,00	23,00
26.1082.0408	PONT. TUBULAR 90° 08 T-1/4"	1/4"	06,35	08,00	34,00	25,00
26.1082.0410	PONT. TUBULAR 90° 10 T-1/4"	1/4"	06,35	10,00	43,00	25,00
26.1082.0412	PONT. TUBULAR 90° 12 T-1/4"	1/4"	06,35	12,00	37,00	25,00
26.1082.0508	PONT. TUBULAR 90° 08 T-5/16"	5/16"	07,94	08,00	39,00	25,00
26.1082.0510	PONT. TUBULAR 90° 10 T-5/16"	5/16"	07,94	10,00	40,00	29,00
26.1082.0512	PONT. TUBULAR 90° 12 T-5/16"	5/16"	07,94	12,00	45,00	29,00
26.1082.0610	PONT. TUBULAR 90° 10 T-3/8"	3/8"	09,53	10,00	40,00	27,00
26.1082.0612	PONT. TUBULAR 90° 12 T-3/8"	3/8"	09,53	12,00	44,00	30,00
26.1082.0614	PONT. TUBULAR 90° 14 T-3/8"	3/8"	09,53	14,00	45,00	33,00
26.1082.0615	PONT. TUBULAR 90° 15 T-3/8"	3/8"	09,53	15,00	41,00	33,00
26.1082.0812	PONT. TUBULAR 90° 12 T-1/2"	1/2"	12,70	12,00	45,00	31,00
26.1082.0814	PONT. TUBULAR 90° 14 T-1/2"	1/2"	12,70	14,00	52,00	36,00
26.1082.0815	PONT. TUBULAR 90° 15 T-1/2"	1/2"	12,70	15,00	56,00	42,00
26.1082.0816	PONT. TUBULAR 90° 16 T-1/2"	1/2"	12,70	16,00	59,00	45,00
26.1082.0818	PONT. TUBULAR 90° 18 T-1/2"	1/2"	12,70	18,00	57,00	42,00
26.1082.0820	PONT. TUBULAR 90° 20 T-1/2"	1/2"	12,70	20,00	64,00	47,00
26.1082.1018	PONT. TUBULAR 90° 18 T-5/8"	5/8"	15,88	18,00	57,00	42,00
26.1082.1020	PONT. TUBULAR 90° 20 T-5/8"	5/8"	15,88	20,00	66,00	48,00
26.1082.1022	PONT. TUBULAR 90° 22 T-5/8"	5/8"	15,88	22,00	71,00	53,00
26.1082.1218	PONT. TUBULAR 90° 18 T-3/4"	3/4"	19,05	18,00	-	-
26.1082.1220	PONT. TUBULAR 90° 20 T-3/4"	3/4"	19,05	20,00	66,00	49,00
26.1082.1222	PONT. TUBULAR 90° 22 T-3/4"	3/4"	19,05	22,00	71,00	54,00
26.1082.1225	PONT. TUBULAR 90° 25 T-3/4"	3/4"	19,05	25,00	76,00	57,00
26.1082.1625	PONT. TUBULAR 90° 25 T-1"	1"	25,40	25,40	76,00	58,00
26.1082.1628	PONT. TUBULAR 90° 28 T-1"	1"	25,40	28,00	83,00	65,00
26.1082.1630	PONT. TUBULAR 90° 30 T-1"	1"	25,40	30,00	89,00	66,00